



2 X SCALE




BREAKING SHARP EDGES HELPS SHOE ROTATE IN



THIS THICKNESS DETERMINES THE SIZE OF THE FOREND SHOE (MICROMETER)

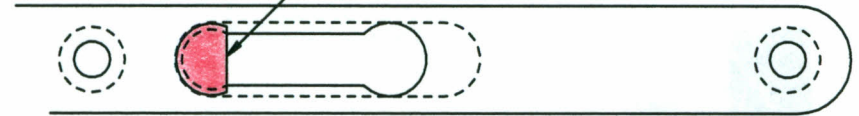


SHAPE MILLED IN THE LATCH BODY CAN WORK AS A WRENCH TO ROTATE THE SHOE



NOTE: ASSEMBLED SHOE SHOULD ROTATE FREELY SO IT SELF ALIGNS WITH THE BARREL LUG

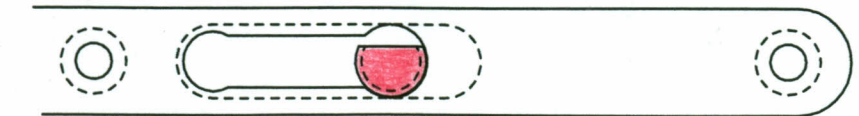
FOREND SHOE



TO REMOVE



ROTATE 90°



MOVE TO OTHER END OF KEY HOLE SLOT

PAGE 2 OF 2
DRWG: SHOE
COPIED: CUST
KJS, 6-11-2013